



**RUSSELL McLELLAND BROWN**  
L A W Y E R S

**Recent developments in the law of easements in NSW following the High Court of Australia decision in Westfield v Perpetual Trustee and also including conflicts with Planning Consents (4371)**

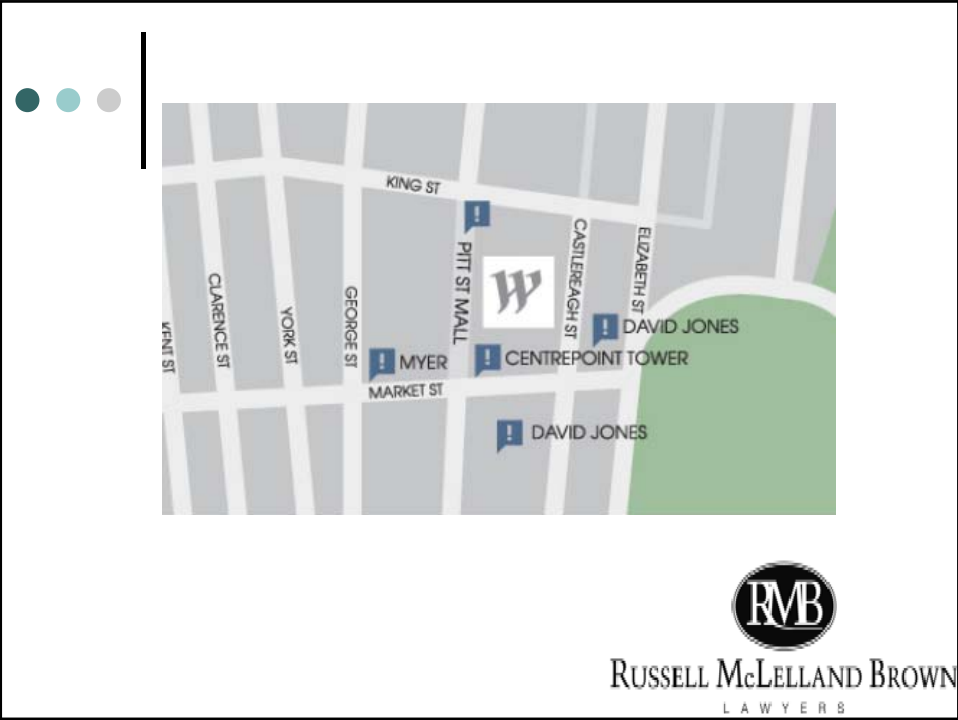
**Map showing the Greatest Extent of the Roman Empire**



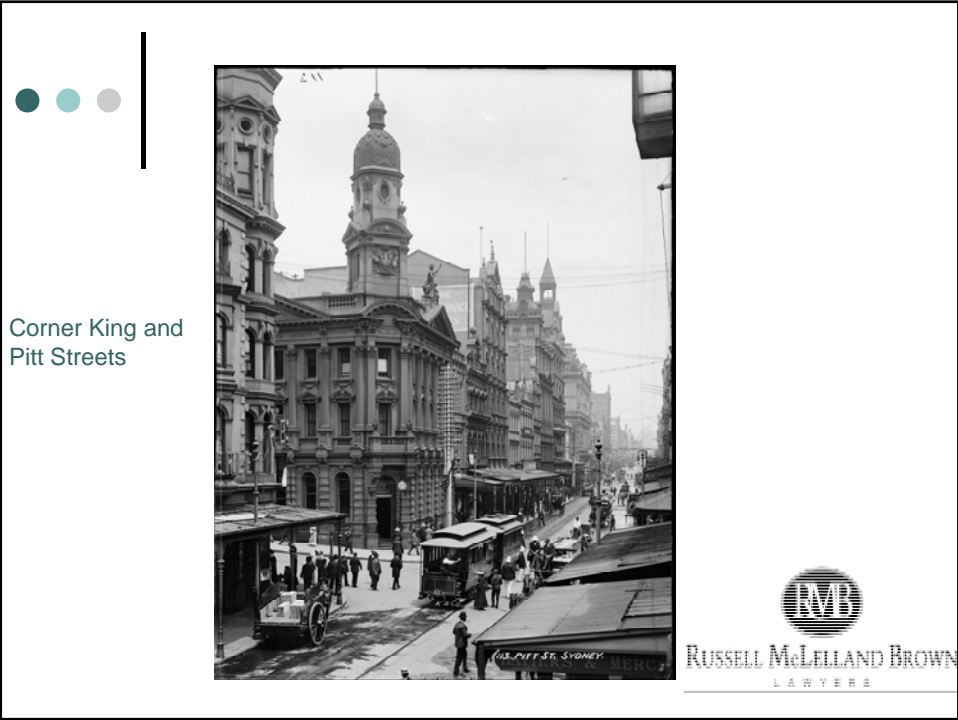
<http://www.biblestudy.org/maps/roman-empire.html>



**RUSSELL McLELLAND BROWN**  
L A W Y E R S



  
**RUSSELL McLELLAND BROWN**  
 LAWYERS



Corner King and Pitt Streets

  
**RUSSELL McLELLAND BROWN**  
 LAWYERS



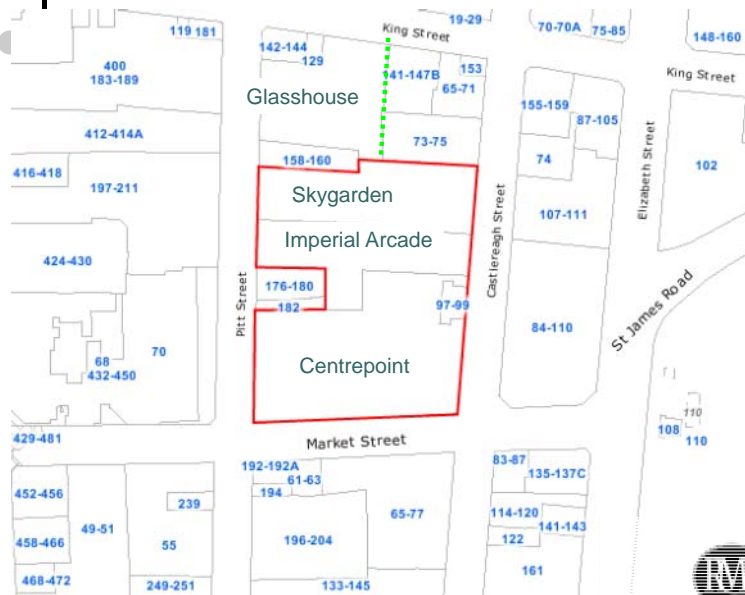
Pitt Street Mall



<http://img174.imageshack.us/img174/3267/pittsmallgx1.jpg>



RUSSELL McLELLAND BROWN  
LAWYERS



RUSSELL McLELLAND BROWN  
LAWYERS

Stage 1 DA perspective of the awning detail for the corner of Pitt Street Mall and Market Street.



RUSSELL McLELLAND BROWN  
ARCHITECTS

Corner King and Pitt Streets



RUSSELL McLELLAND BROWN  
ARCHITECTS



Glasshouse on the left



<http://www.flickr.com/photos/sconic/123557140/>



RUSSELL McLELLAND BROWN  
LAWYERS



King Street  
Entry to Easement



RUSSELL McLELLAND BROWN  
LAWYERS