

Presented at the FIG Working Week 2016,
May 2-6, 2016 in Christchurch, New Zealand

The Art of Recording Creating the base for Governance.

Paul van der Molen
The Netherlands



FIG Working Week 2016

CHRISTCHURCH, NEW ZEALAND 2-6 MAY 2016

Recovery

from disaster

Organised by



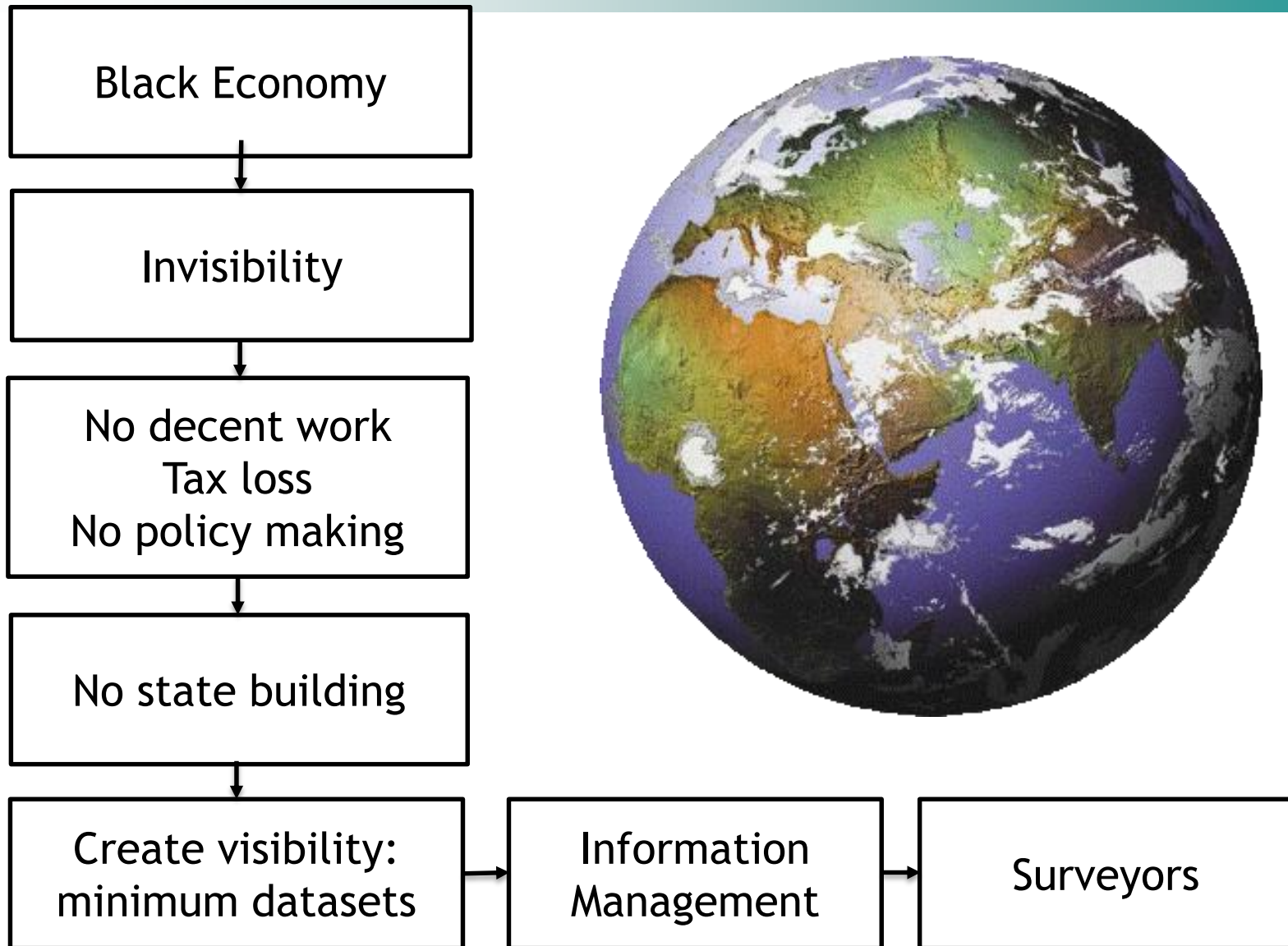
Platinum Partners



Diamond Partner



The logical argument in the paper.



The size of the black economy

<i>% GDP</i>	<i>OECD</i>	<i>ASIA</i>	<i>AFRICA</i>	<i>ASIA</i>	<i>COMMUNIST</i>	<i>PACIFIC</i>	<i>TRANSITION</i>
<i>Most</i>	Greece 26.3%	Bolivia 67.2%	Zimbabwe 64.6%	Thailand 53.6%	Lao DPR 33.2%	Tonga 35.8%	Georgia 66.4%
<i>Least</i>	USA 7.9%	Costa Rica 26.3%	Namibia 32.4%	Singapore 12.6%	Vietnam 16%	Marshall Isl 27.9%	Slovak Rep 18.2%
<i>Average % GDP</i>	14.8%	42.2%	42.8%	29.8%	22.8%	32.1%	38.8%



Source: Schneider (2002a, 2002b, 2007, 2010)

Missing tax revenues

Tax loss (bill US\$)	OECD	Africa	Asia	America's
nominal	713 (€)	80	665	828
% GDP	3	6	4	4
% tax revenue	7	40	17	25

Source: Tax Justice Network (2011),
Schneider (2015), Murphy (2012),
Crivelli (2015)

Other sources to finance the state?

Billion US\$	GDP at Purchase Power Parity 2015	Tax as % GDP (PPP) 2015	State Expenditure as % GDP (PPP) 2015	Natural resource rent as % GDP (PPP) 2011	Nominal aid in <i>million</i> US\$ 2013	Remittances in <i>million</i> US\$ 2014
Angola	130	5.6%	40.8%	35%	288	11
Bolivia	59	22.9%	36.1%	16%	699	1,200
Congo DR	50	14.5%	21.8%	40%	2,572	23
Kenya	80	20.1%	30.5%	3%	3,236	1,565
Nepal	42	13.9%	19.2%	5%	871	6,594
Netherlands	700	38.6%	50.4%	1%	-	1,517
Nigeria	479	3.0%	28.2%	16%	2,529	20,771
Tanzania	79	14.4%	26.3%	8%	3,430	401
Vietnam	359	19.6%	27.6%	10%	4,085	12,348
Zimbabwe	10	26.3%	29.3%	11%	811	?

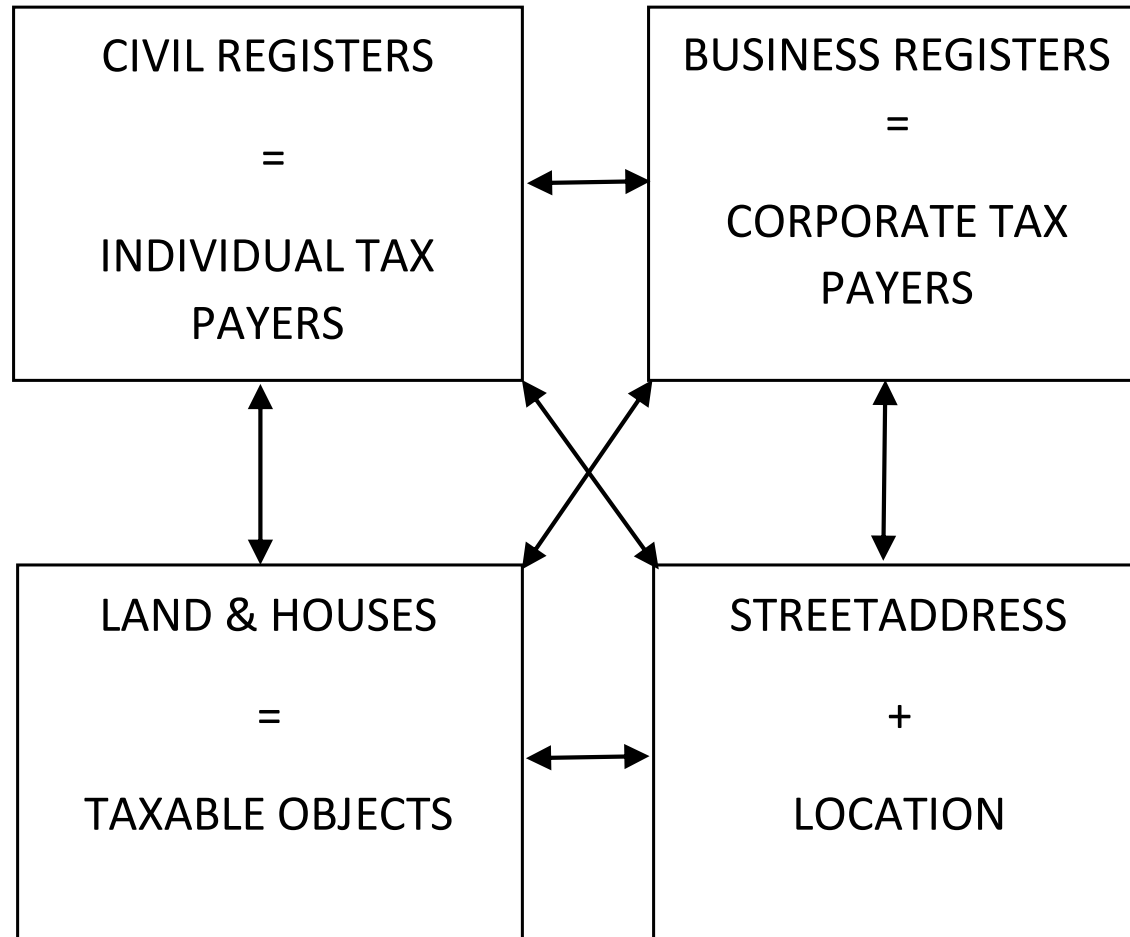
Sources: World Bank (2016), NRG (2015), African Economic Outlook (2013).

Missing data hampers good governance

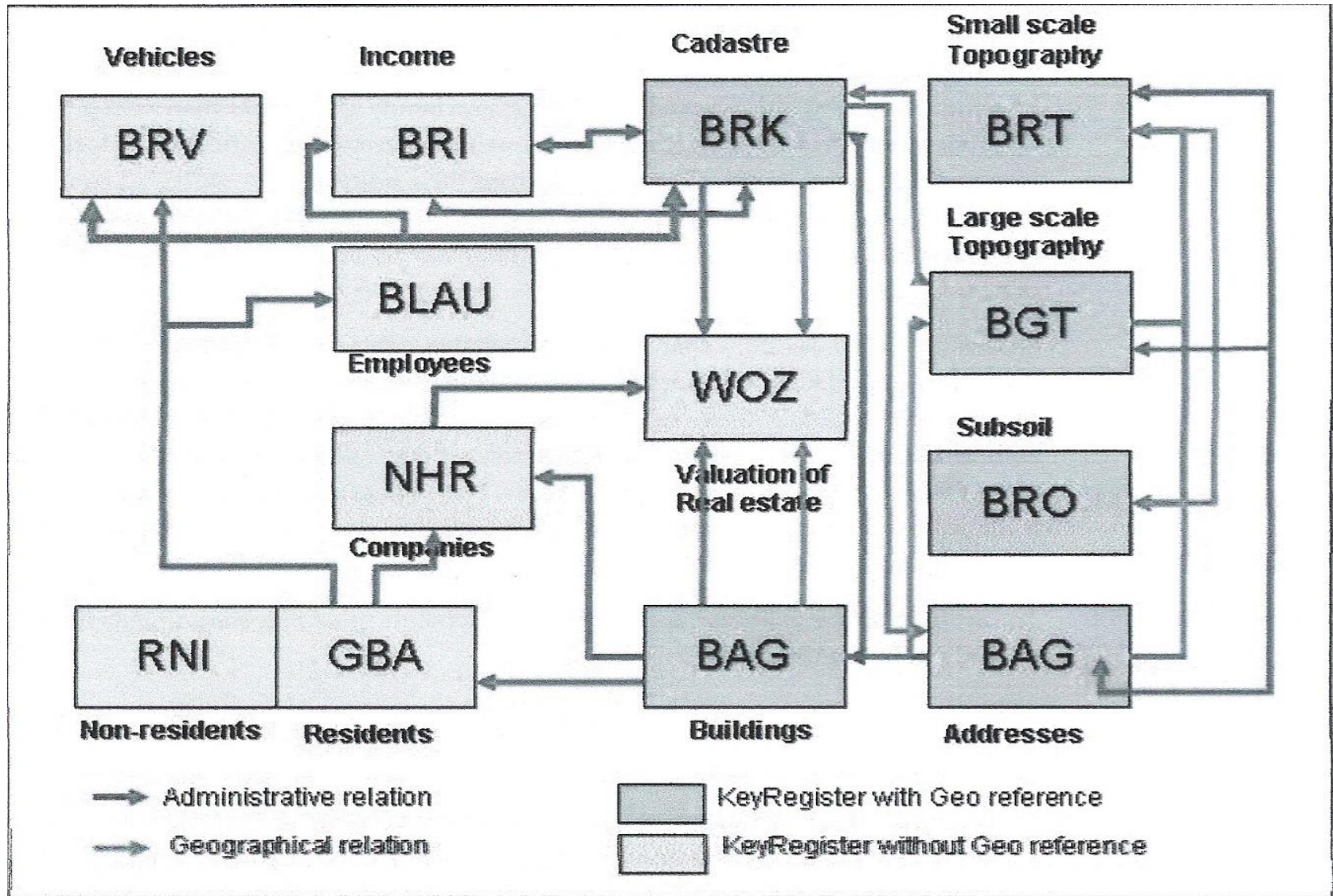
- UNDP (1997): legitimacy & voice, direction, performance, accountability and fairness.
- Sutcliff (2005): evidence based policy making
- Jerven (2013): start with 'capita'
- Setel (2007): human right
- Szreter (2007): 'everyone should count by being counted'
- ILO (2013) recording the invisible: people and business, and more...
- Property Registers of Taxable Object Records
- Steudler (2014): spatially enabled societies
- World Bank (2005): streetaddresses



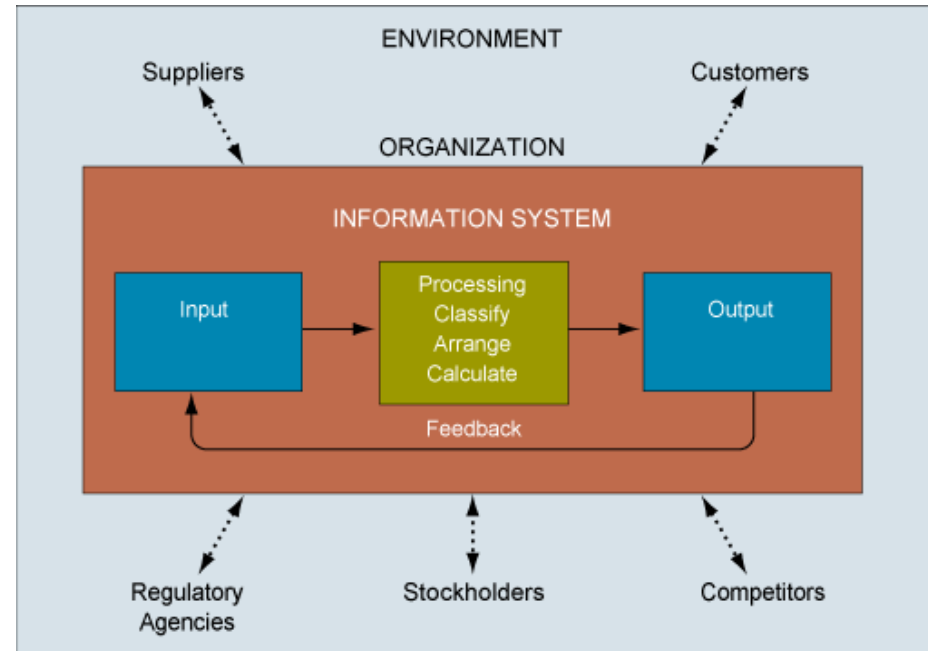
A very minimum of datasets



Evolution towards complex SDI's



The Art of Recording



When surveyors can develop cadastres, why not 'cadastres of people', 'of addresses', 'of taxes', 'of.....anything'.

Thank you for your patience.

